



<https://www.facebook.com/search/top?q=aurora%20auto%20pros>



What's Inside:

- Client of the Month- Page 1
- Did you know??? - Page 2
- Getting Your Car Ready- Page 3
- Winterization Special— Page 4

SPECIAL FINANCING AVAILABLE*

Make convenient monthly payments with special financing!

*Subject to credit approval. Minimum monthly payments required.

LEARN MORE

Have a Faboolous Halloween!

NEWS YOU AUTO KNOW

**CHECK ENGINE LIGHT ON?
WE CAN HELP**

Thanks for the Kind Words

“AutoPros took the time and effort to diagnose the issues in my vehicle and sent me photos to inform me what was wrong. They explained to me what needed to be done to bring my car to optimal functioning. The work was completed within one day in a very expert way at a reasonable cost.”
Dr. Mary D.

“Excellent team, they are honest and exactly what we need when it comes to quality car repair options in our community. Thank you Edgar and Team!”
Jameka S.

DID YOU KNOW?



You have rights with respect to who works on your car even while it's under the warranty!.

We ran into this again recently.

A customer was told they had to bring their vehicle back to the dealership for service to keep their warranty in place.

This simply is NOT true and it's a law!

Any independent repair facility can maintain your vehicle and doing so will have zero impact on your new vehicle warranty according to the Manguson-Moss Act (1975), USC Title 15—Chapter, Section 2301-2312.

Also, if you purchased an extended warranty, most independent repair shops can work with these companies to repair your vehicle that is covered under the program. Give us a call to find out about your extended warranty.

Hit of The Party — Halloween Cookies

Ingredients

- 1/2 cup butter, softened
- 3/4 cup sugar
- 1 large egg
- 1 teaspoon vanilla extract
- 1-1/2 cups all-purpose flour
- 1 teaspoon baking powder
- 1/2 teaspoon salt

Frosting:

- 3-3/4 cups confectioners' sugar
- 1/4 cup shortening
- 4 to 6 tablespoons water
- Yellow, orange, green and black paste food coloring, optional

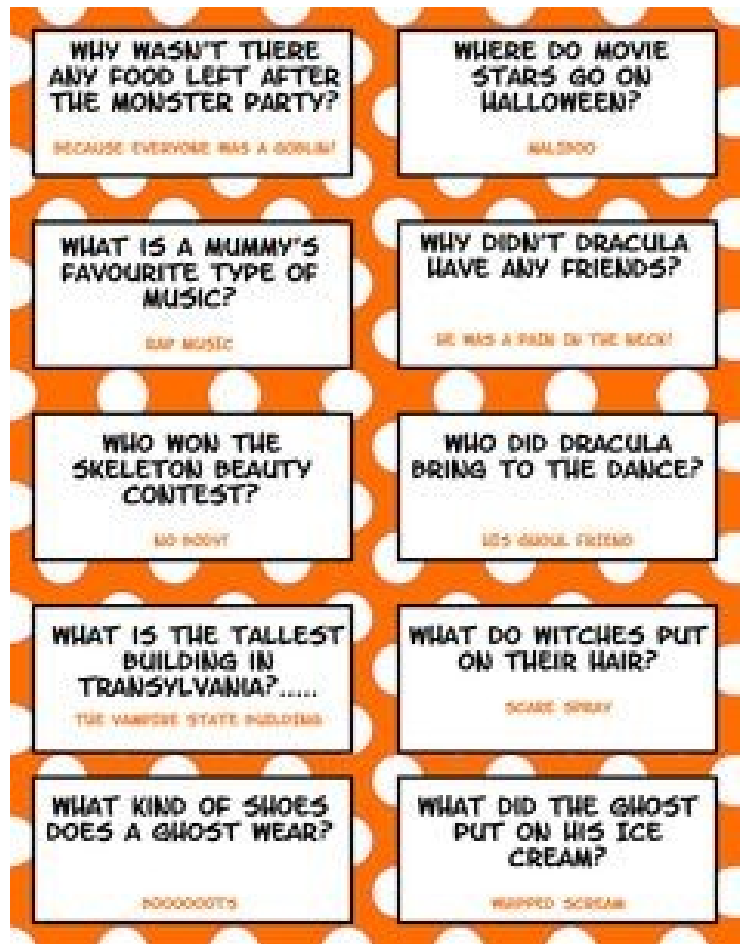


Directions

In a large bowl, beat butter and sugar, then egg and vanilla until light and blended. In another bowl, whisk flour, baking powder and salt; gradually beat into creamed mixture. Shape dough into two portions. Shape each into a disk; wrap in plastic. Refrigerate 1 hour or until firm enough to roll.

Preheat oven to 350°. On a lightly floured surface, roll each portion of dough to 1/4-in. thickness. Cut with floured 2-1/2 in. Halloween-shaped cookie cutters. Place 2 in. apart on ungreased baking sheets. Bake 8-10 minutes or until edges are light brown. Remove from pans to wire racks to cool completely.

In a large bowl, beat confectioners' sugar, shortening and enough water to reach spreading consistency. Tint frosting and decorate as desired. Let stand until set.



Halloween Word Search

C O A I O E I Q A I I I P E U
S P N Q Q N U J W Y T L G L P
T N W E I T G N Q S W C E N I
R L V Y Y T N D O L O L V C W
E L D R V I R H I N A U L S I
A D T X L Q G I E D G R G C T
T G D B B U X E C M N V A P C
E P O G Q F W M B K J U O M H
S G F Q A O U G O Z B A M U E
J I X Y L A V N A N K Y T M S
I M O L L W E M C Z S K C M J
D U A P U M P K I N V T F Y C
O H A Z Y T C O S T U M E K G
C I L P E O C T O B E R Y R M
E P P X R S H W R H L J S S E



Fun
Costume
Mummy
October
Halloween
Goblin



Trick
Ghost
Monster
Witches
Pumpkin
Treat

7 Simple Tips For Getting Your Car Ready For The Upcoming Season Complements of Aurora AutoPros - 720-216-1522

1. **Get the right kind of oil change.** The oil used should have the right viscosity, or thickness, for your vehicle at this time of year. Oil tends to thicken as it gets colder, and if it's too thick it won't do the best job of keeping your engine lubricated. During extreme heat oil tends to break down. When we change your oil **we make sure the proper oil for your vehicle is used.**



2. **Make sure you can see.** When's the last time you replaced your windshield wiper blades? They usually work effectively for about one year, sometimes less in due to high temperatures during the summer. Also, be sure to fill up your windshield washer reservoir with windshield washer fluid. Be sure your heater and defroster are working properly so you can keep the windshield nice and clear.



3. **Give your battery a little TLC.** This is an ideal time of year to make sure your battery's posts and connections are corrosion-free. If your battery is more than three years old, have a certified repair shop (us) test its ability to hold a charge.

4. **Examine your belts and hoses.** Make sure the belts and hoses get checked for wear and tear — even if you're driving a newer car. Cold weather can do a number on belts and hoses, so they deserve attention. This is something **we do as a courtesy any time we perform an oil change service.**

ROUTINELY CHECK YOUR TIRE PRESSURE!



5. **Check your tire pressure.** Your tires must be properly inflated to ensure you'll have the best possible traction, **great traction** is even more **critical in wet, snowy or icy conditions**. It's also important that they are not over-inflated! Again this is a service we will perform at no charge for you.

6. **Make sure your tires have adequate tread.** If the tread is not up to par you'll have a difficult time gaining traction in snow and ice, this includes longer stopping distances.

7. **Get the antifreeze mixture just right.** Be sure your antifreeze level is where it should be, aim for having a 50-50 mix of antifreeze (coolant) and water inside your radiator. Be sure to use the proper antifreeze for your car.

The best and safest way to make sure your vehicle is ready for the upcoming season is to bring it to us to go over all of these items for you, which we'll do for FREE when we take care of item #1

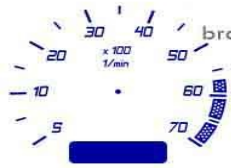
If there's something you feel you'd like **answers** to don't hesitate to **give us a call at 720-707-1350** even if it's something as simple as help with making sure you have the proper tire pressure; we're here to help!



Arturo Ayala, Ricardo Brunet & Casey Kroger

We appreciate the trust that you show in our shop and our service when you refer a friend, family member, neighbor or co-worker!

Auto Repair Facts



The average lifespan of auto brake pads is between **30,000 to 70,000 miles**, depending on frequency of maintenance.

Did You Know

19

IS THE HIGHEST NUMBER OF CUP HOLDERS IN A CAR.



FARMERS' ALMANAC'S WINTER 2021


SHAKE, SHIVER & CHATTER

Frosty Forecast Melts Rumors of Mild Winter

"Contrary to the stories storming the web, our time-tested, long-range formula is pointing toward a very long, cold, and snow-filled winter. We stand by our forecast and formula, which accurately predicted the many storms last winter, as well as this summer's steamy, hot conditions." – Farmer's Almanac Editor Peter Geiger, Philom.

Farmer's Almanac Editor Peter Geiger, Philom.

Since the Almanac is right 80% of the time, we suggest you make sure your car is ready for the upcoming season!



Don't Wait...

Get your car winterized NOW; have peace of mind and save!



Winterization Special

\$89.95* Until

October 29, 2021

Winterize your car Now!

Antifreeze Flush and Fill - (Up to 2 Gallons Antifreeze)

Check Brakes

Check Suspension

Check tires and rotate if needed

Check wiper blades

Check air filter and cabin filter

Check exterior lights

Pressure Test Cooling System

Inspect Belts & Hoses

Check Heating System

Check Battery

Check Thermostat & Gasket

Check All Fluids



*Most cars, light trucks & SUVs

*Specialty Antifreeze Extra

*See Store for Details

720-707-1350

FALL OIL CHANGE SPECIAL



During The Month Of October
Aurora AutoPros Will Give A
\$7.00 Oil Change Discount
Off Any Oil Change
Including Full Synthetic

Aurora AutoPros
720-707-1350